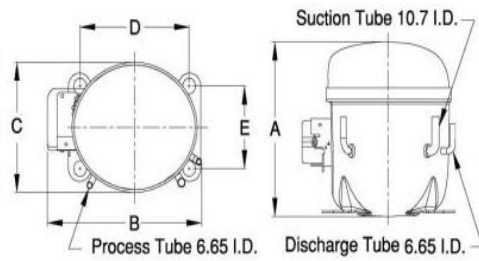


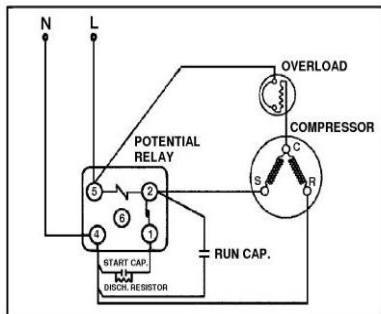


PRINCIPAL DIMENSIONS - mm



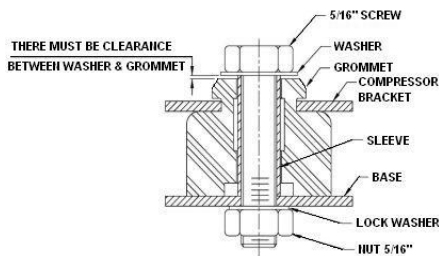
A: 215	B: 233	C: 160	D: 165	E: 102
--------	--------	--------	--------	--------

SCHEMATIC WIRING DIAGRAM C.S.R.



SCHEMATIC WIRING DIAGRAM -

MOUNTING KIT



Electrical : 220-240 V/50 Hz. 1 Phase

Nominal Performance

Capacity	1,020 / - Watts
	3,480 / - BTU/Hr
	877 / - Kcal/Hr
Power Input	864 / - Watts
Locked Rotor Amps	23.00 / - Amps
Max Continuous Current	- / - Amps
Rated Load Amps	4.50 / - Amps
COP	1.18 / - Watts / Watts
EER	4.03 / - BTU/W-Hr

Testing Conditions

Condensing Temperature	54.40 °C	129.9 °F
Evaporating Temperature	-23.30 / - °C	-9.9 / - °F
Liquid Temperature	32.20 °C	90.0 °F
Return Gas Temperature	32.20 °C	90.0 °F
Ambient Temperature	32.20 °C	90.0 °F

Application

Evaporating Temp. Range	LBP	@ -34.40 °C to -12.20 °C (-29.9° F to 10.0° F)
	Heat Pump	- °C to - °C (-° F to -° F)
Refrigerant	R404A	
Refrigerant Flow Control	Capillary Tube	
Compressor Cooling	Fan	

Compressor and Motor data

Compressor Type	Reciprocating
Displacement	22.30 cc.
Oil Type	Polyolester Oil
Oil Charge	457 cc.
Motor Type	C.S.R. ; 2 Pole 2,850 / - r/m
Voltage Range	187-264/- Volts 50/- Hz.
Winding Resistance at 25 °C	
Start	6.30 Ohms
Run	2.60 Ohms
Weight with Oil	12.47 Kg.
Weight with Oil and Accessories	13.32 Kg.

Electrical Components

Motor Protector

Type	External 3/4"
Model Number	KME664-31/CD
Open / Close	130-140 / 70-52 °C
1st Cycle trip at 25 °C	27.00 Amps(main) - Amps(start)

Motor Starter

Type	Potential Relay
Model Number	4043KME692-2 (RVA6M6D)
Pick Up (max.)	239.00-268.00 Volts
Drop Out (min.)	60.00-135.00 Volts
Terminal Cover	KMD 901-12
Start Capacitor	108-130 µF 330 VAC.
Disch Resistor for Start Cap	15000 Ohms 2 W
Run Capacitor	20 µF 440 VAC.

Mounting Kit

Rubber Grommet	4007KGM905-2
Sleeve Grommet	3KGM903-Z
Washer	4023KEB387

Since we are constantly improving our product , the specification are subject to change without notice.

REV. DATE	C / N No.
11-05-16	0145/16

Certificate Marks

