



MODEL


**EMT6152GK**
**embraco**  
*Nidec*
**APPROVALS**
 **ENGINEERING CODE**  
513306219


 **APPROVED REFRIGERANT**  
R-404A

 **POWER SUPPLY**  
220-240 V 50 Hz

 **STANDARD CONDITIONS**  
ASHRAE

 **APPLICATION**  
MBP

 **COOLING CAPACITY**  
449 W (MBP)

 **EFFICIENCY**  
1.7 W/W (MBP)

 **MOTOR TYPE**  
CSIR

 **STARTING TORQUE**  
HST
**DATA****General Data**

Type	Hermetic reciprocating
Technology Type	On-Off
Displacement	4.5 cm <sup>3</sup>
Compressor Cooling	Fan/NotControlled/220
Expansion Device	Capillary Tube or Expansion Valve
Horse Power	1/4 hp
Power Supply	220-240 V 50 Hz
Evaporating Temperature Range	-20 °C to 10 °C

**Electrical Data**

Motor type	CSIR
Starting Torque	HST
Start Winding Resistance	21.3 Ω at 25° C
Run Winding Resistance	12.95 Ω at 25° C
Rated Load Amperage (RLA) at 50 Hz	1.35 A

## Mechanical Data

Oil Charge	180 ml
Oil Type Configuration	ESTER
Oil Type Viscosity	ISO22
Weight	7.74 Kg

## Electrical Components

	Description
Start Capacitor	43-53 Uf / 330 V
Starting Device	Relay   MTRP-34*
Motor Protection	T0827/G6

## External Characteristics

Tray Holder	Yes	
Connector	Internal Diameter	Shape
Suction	6.1 mm	Slanted 42° up + 45° to Back/Copper
Discharge	4.94 mm	Slanted parallel BP+24° to Back/Copper
Process	6.1 mm	Slanted 45° up + 45° to Back/Copper

## PERFORMANCE

## Rated Points

Condensing Temperature	Evaporating Temperature	Cooling Capacity	Power Consumption	Gas Flow Rate	Efficiency
54.40°C	-6.70°C	449 W	264 W	12.27 kg/h	1.7 W/W

Test Condition: ASHRAEMB46, Fan/NotControlled/220, Return Gas 35°C, Evaporation -6.70°C, Condensing 54.40°C, Ambient 35°C, Liquid 46.1°C, Subcooling 8.3K. Data are an indication of performance based simulation.

## Performance Curve Data

### Condensing Temperature 35°C

Evaporating Temperature °C	Cooling Capacity W	Power W	Gas Flow Rate kg/h	Efficiency W/W
-20	454	180	9.87	2.53
-15	558	195	12.18	2.87
-10	685	209	15.05	3.28
-5	835	222	18.48	3.76
0	1004	235	22.44	4.28
5	1193	247	26.92	4.83
10	1397	258	31.90	5.41

Test Condition: ASHRAEMB46, Fan/NotControlled/220, Return Gas 35°C, Ambient 35°C , Subcooling 8.3K. Data are an indication of performance based simulation.

### Condensing Temperature 45°C

Evaporating Temperature °C	Cooling Capacity W	Power W	Gas Flow Rate kg/h	Efficiency W/W
-20	357	189	8.57	1.89
-15	436	209	10.51	2.08
-10	535	229	12.99	2.34
-5	654	248	16.01	2.64
0	790	267	19.54	2.96
5	942	285	23.56	3.3
10	1108	304	28.07	3.64

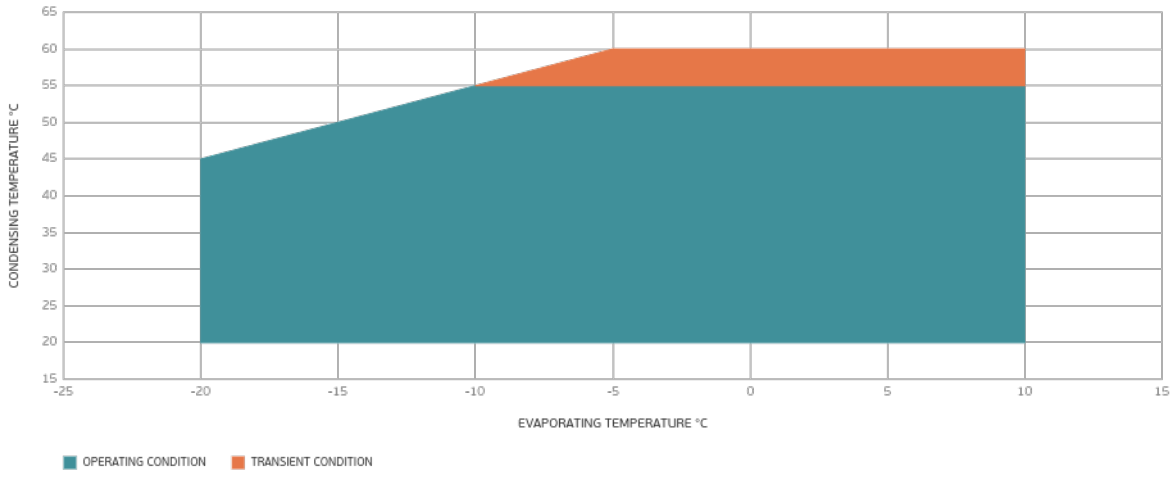
Test Condition: ASHRAEMB46, Fan/NotControlled/220, Return Gas 35°C, Ambient 35°C , Subcooling 8.3K. Data are an indication of performance based simulation.

### Condensing Temperature 55°C

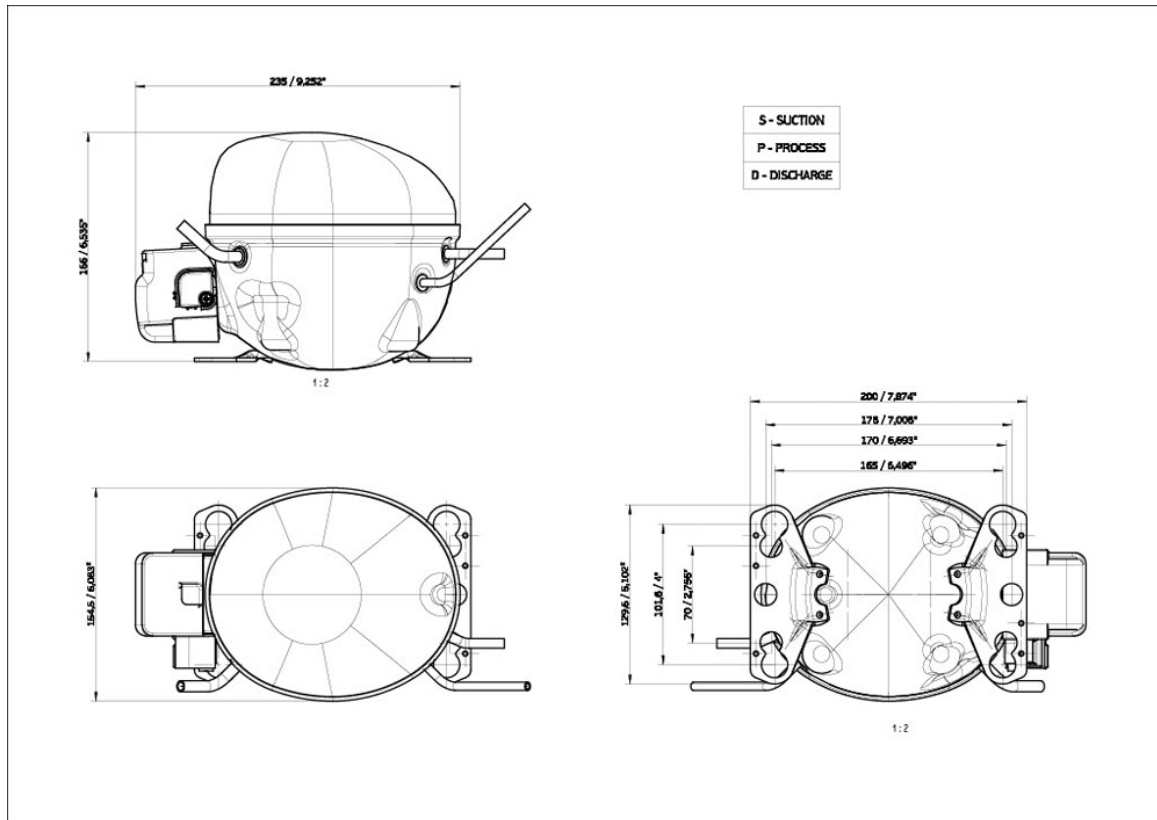
Evaporating Temperature °C	Cooling Capacity W	Power W	Gas Flow Rate kg/h	Efficiency W/W
-20	260	204	6.99	1.28
-15	313	227	8.49	1.38
-10	384	249	10.51	1.54
-5	472	273	13.03	1.73
0	576	296	16.05	1.95
5	692	319	19.54	2.17
10	819	343	23.49	2.39

Test Condition: ASHRAEMB46, Fan/NotControlled/220, Return Gas 35°C, Ambient 35°C , Subcooling 8.3K. Data are an indication of performance based simulation.

## Operating Envelope



## External Dimensions



# Wiring Diagram

SM28-4

