

APPROVALS



 **ENGINEERING CODE**
842BA04

 **APPROVED REFRIGERANT**
R-290

 **POWER SUPPLY**
220-240 V 50 Hz

 **STANDARD CONDITIONS**
ASHRAE

 **APPLICATION**
LBP

 **COOLING CAPACITY**
812 W (LBP)

 **EFFICIENCY**
1.3 W/W (LBP)

 **MOTOR TYPE**
CSIR

 **STARTING TORQUE**
HST

DATA

General Data

Type	Hermetic reciprocating
Technology Type	On-Off
Displacement	20.44 cm ³
Compressor Cooling	Fan/NotControlled/220
Fan Air Flow	520 m ³ /h
Expansion Device	Capillary Tube or Expansion Valve
Horse Power	1 hp
Max Condensing Pressure Operating	18.07 bar
Max Condensing Pressure Peak	20.17 bar
Power Supply	220-240 V 50 Hz
Evaporating Temperature Range	-40 °C to -10 °C

Electrical Data

Motor type	CSIR
Starting Torque	HST
Start Winding Resistance	10.4 Ω at 25° C
Run Winding Resistance	2.4 Ω at 25° C

Mechanical Data

Maximum Recommended Refrigerant Charge	150 g
Oil Charge	450 ml
Oil Type Configuration	ESTER
Oil Type Viscosity	ISO22
Pressurization	Without dry air charge
Weight	17.2 Kg
Free Internal Volume	3.3 L

Electrical Components

	Description
Start Capacitor	64-77 Uf / 330 V
Starting Device	Relay MTRPH55-59*
Motor Protection	T0743/G6

External Characteristics

Base Plate	Universal	
Tray Holder	No	
Height	220 mm	
Connector	Internal Diameter	Shape
Suction	9.6 mm	Vertical/Copper
Discharge	6.42 mm	Vertical/Copper
Process	6.42 mm	Vertical/Copper

PERFORMANCE

Rated Points

Condensing Temperature	Evaporating Temperature	Cooling Capacity	Power Consumption	Current	Gas Flow Rate	Efficiency
54.40°C	-23.30°C	812 W	624 W	3.98 A	8.25 kg/h	1.3 W/W

Test Condition: ASHRAELBP32, Fan/NotControlled/220, Return Gas 32.2°C, Evaporation -23.30°C, Condensing 54.40°C, Ambient 32.2°C, Liquid 32.2°C, Subcooling 22.2K. Data in accordance to EN

12900:2013 and AHRI 540:2015 polynomial equation and uncertainty guidance.

Performance Curve Data

Condensing Temperature 35°C

Evaporating Temperature °C	Cooling Capacity W	Power W	Current A	Gas Flow Rate kg/h	Efficiency W/W
-40	419	371	3.18	4.22	1.13
-35	548	427	3.33	5.54	1.28
-30	710	484	3.49	7.18	1.47
-25	902	540	3.68	9.15	1.67
-20	1126	597	3.88	11.47	1.89
-15	1382	654	4.09	14.12	2.11
-10	1667	711	4.32	17.11	2.35

Test Condition: ASHRAELBP32, Fan/NotControlled/220, Return Gas 32.2°C, Ambient 32.2°C, Liquid 32.2°C. Data in accordance to EN 12900:2013 and AHRI 540:2015 polynomial equation and uncertainty guidance.

Condensing Temperature 45°C

Evaporating Temperature °C	Cooling Capacity W	Power W	Current A	Gas Flow Rate kg/h	Efficiency W/W
-35	496	434	3.35	5.01	1.14
-30	648	501	3.55	6.55	1.29
-25	831	569	3.78	8.42	1.46
-20	1044	640	4.04	10.63	1.63
-15	1288	713	4.32	13.16	1.81
-10	1563	788	4.62	16.04	1.98

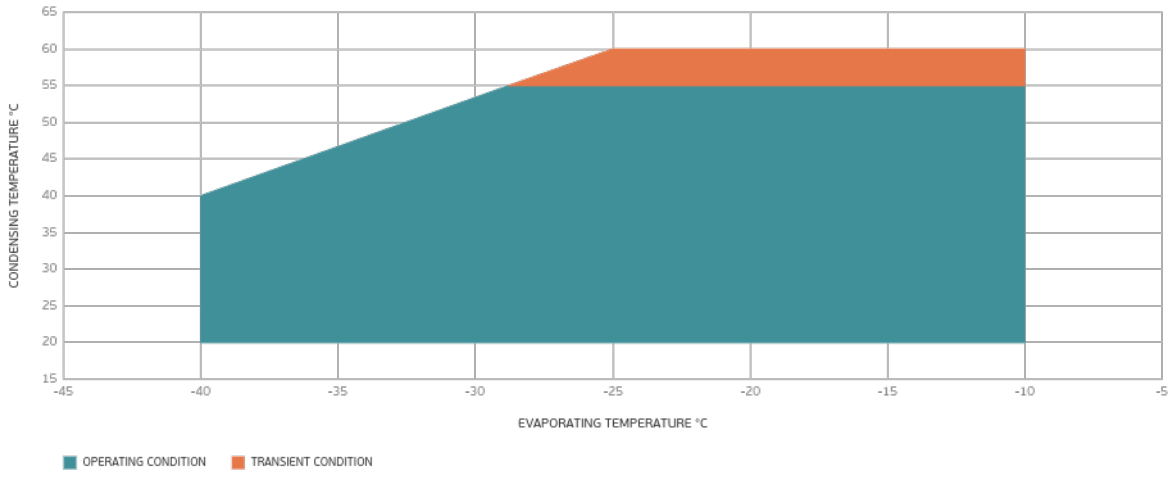
Test Condition: ASHRAELBP32, Fan/NotControlled/220, Return Gas 32.2°C, Ambient 32.2°C, Liquid 32.2°C. Data in accordance to EN 12900:2013 and AHRI 540:2015 polynomial equation and uncertainty guidance.

Condensing Temperature 55°C

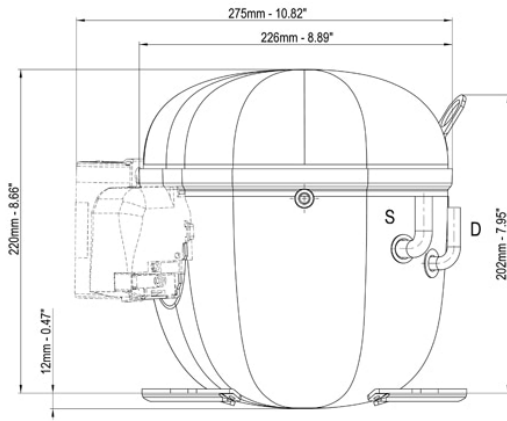
Evaporating Temperature °C	Cooling Capacity W	Power W	Current A	Gas Flow Rate kg/h	Efficiency W/W
-30	573	520	3.61	5.80	1.1
-25	744	598	3.89	7.55	1.24
-20	945	679	4.2	9.62	1.39
-15	1178	765	4.54	12.03	1.54
-10	1439	854	4.92	14.77	1.69

Test Condition: ASHRAELBP32, Fan/NotControlled/220, Return Gas 32.2°C, Ambient 32.2°C, Liquid 32.2°C. Data in accordance to EN 12900:2013 and AHRI 540:2015 polynomial equation and uncertainty guidance.

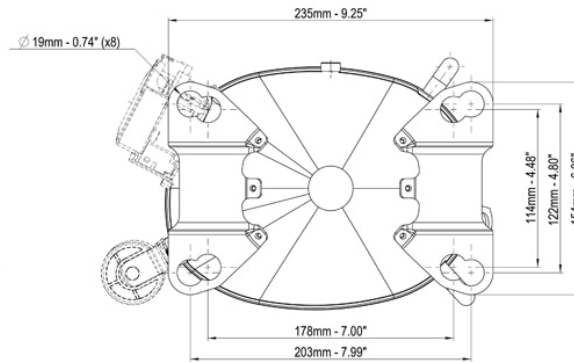
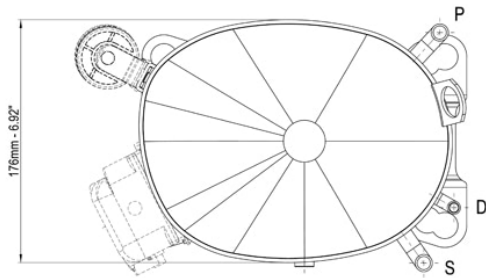
Operating Envelope



External Dimensions



	∅ mm	∅ in	Material
S - Suction	9.60	0.37	Cu
P - Process	6.42	0.25	Cu
D - Discharge	6.42	0.25	Cu



Wiring Diagram



Assembly Instructions

